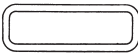




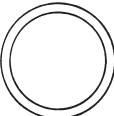


■ Elegance 2000 (als Brunnenröge + Fr. 160.—)

Nirgends befinden sich scharfe Kanten. Die angenehmen Rundungen zeigen wie ausgereift diese Produktserie ist.

| | | | | sandgestr. grau | sandgestr. braun | jurasplitt |
|--|--|----------|--------|--------------------|---------------------|--------------|
| Serie H = 40 cm | | | | | | |
|  | 80/ 40 | S = 6 cm | 180 kg | 260.— | 290.— | 320.— |
| | 100/ 40 | S = 6 cm | 220 kg | 280.— | 320.— | 340.— |
| | 120/ 40 | S = 6 cm | 250 kg | 300.— | 340.— | 370.— |
|  | Ø 80 | S = 6 cm | 220 kg | 430.— | 480.— | 530.— |
| | Ø 100 | S = 8 cm | 410 kg | 500.— | 550.— | 600.— |
| Zuschlag: | sandgestrahlt granitsplitt + 35% auf SG grau | | | | | |

| | | | | sandgestr. grau | sandgestr. braun | jurasplitt |
|--|---------|----------|--------|--------------------|---------------------|--------------|
| Serie H = 60 cm | | | | | | |
|  | 100/ 60 | S = 8 cm | 470 kg | 540.— | 600.— | 640.— |
| | 120/ 60 | S = 8 cm | 540 kg | 580.— | 650.— | 690.— |
|  | 80/ 80 | S = 8 cm | 490 kg | 540.— | 600.— | 640.— |
| | 100/100 | S = 8 cm | 640 kg | 630.— | 690.— | 750.— |
|  | 106/100 | S = 8 cm | 650 kg | 630.— | 690.— | 750.— |
|  | Ø 80 | S = 6 cm | 290 kg | 530.— | 590.— | 640.— |
| | Ø 100 | S = 8 cm | 530 kg | 590.— | 650.— | 710.— |

Als Wassertrog mit Standrohr 1"

+ 160.—/St.

Zuschlag: sandgestrahlt granitsplitt + 35% auf SG grau