

■ **Gala Mauer** freistehend verwendbar bis 255 cm Höhe



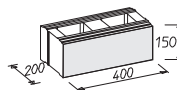
basalt-anthrazit



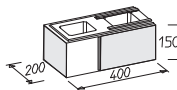
beige-braun



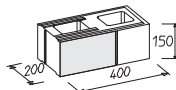
grau-anthrazit



1. Normalstein

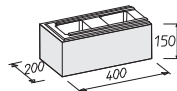


2. Eckstein links

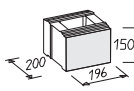


3. Eckstein rechts

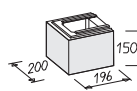
Betonbedarf: 60 l/m²



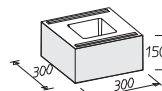
4. Endstein



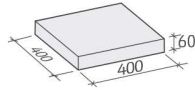
5. Halber Normalstein



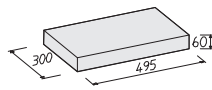
6. Halber Endstein



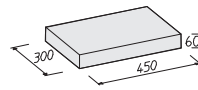
7. Pfeilerstein



9. Pfeilerabdeckung flach



13. Mauerabdeckung gerade flach



14. Mauerabdeckung Kopfteil flach

Typ	L/B/H cm	kg/St.	St./Pal.	Beschreibung	~400.-/m ²
Normalstein 1	40/20/15	24	50	16.7 St./m ²	24.-/St.
Eckstein links 2	40/20/15	24	50		51.-/St.
Eckstein rechts 3	40/20/15	24	50		51.-/St.
Endstein 4	40/20/15	24	50		51.-/St.
½ Normalstein 5	19.6/20/15	12	100		31.-/St.
½ Endstein 6	19.6/20/15	12	100		31.-/St.
Pfeilerstein 7	30/30/15	24	30		71.-/St.
Mauerabdeckplatte 13	49.5/30/6	44	30		50.-/St.
Mauerabdeckplatte End 14	45/30/6	42	30		54.-/St.
Pfeilerabdeckplatte 9	40/40/6	54	4		205.-/St.